

Weekly Stats & Maps

March 6 – 12, 2025



Coeur d'Alene Police

3818 N. Schreiber Way, Coeur d'Alene, ID 83815

Submitted **March 14, 2025**, by: Crime Analysis



CDAPD Crime Analysis: COMPSTAT

PART 1 CRIMES COMPARISON

Coeur d'Alene Police: Part 1 Crimes - 28 Day Analysis

| OFFENSE | Normal Weekly Range | CURRENT 28 DAYS | | | | | PRIOR 28 DAYS | | | | | 28 Day Total % Change |
|----------------------|---------------------|-----------------|----------|----------|----------|-----------|---------------|-----------|----------|----------|-----------|-----------------------|
| | | 3/6 | 2/27 | 2/20 | 2/13 | TOTAL | 2/6 | 1/30 | 1/23 | 1/16 | TOTAL | |
| Aggravated Assault | 0-3 | 0 | 3 | 2 | 1 | 6 | 2 | 2 | 1 | 0 | 5 | 20% |
| Arson | 0-0 | 0 | 0 | 0 | 0 | 0 | 0 | 0 | 0 | 0 | 0 | 0% |
| Auto Burglary | 0-5 | 0 | 1 | 0 | 3 | 4 | 0 | 1 | 1 | 0 | 2 | 100% |
| Burglary - Non Resid | 0-1 | 0 | 1 | 0 | 0 | 1 | 0 | 0 | 0 | 0 | 0 | 0% |
| Burglary - Resid | 0-1 | 0 | 0 | 1 | 1 | 2 | 0 | 2 | 0 | 1 | 3 | -33% |
| Rape | 0-2 | 0 | 0 | 0 | 0 | 0 | 0 | 0 | 0 | 0 | 0 | 0% |
| Homicide | 0-0 | 0 | 0 | 0 | 0 | 0 | 0 | 0 | 0 | 0 | 0 | 0% |
| Robbery - Commercial | 0-0 | 0 | 0 | 0 | 0 | 0 | 0 | 0 | 0 | 0 | 0 | 0% |
| Robbery - Person | 0-1 | 0 | 0 | 0 | 0 | 0 | 0 | 0 | 0 | 0 | 0 | 0% |
| Theft | 5-9 | 3 | 4 | 4 | 3 | 14 | 3 | 9 | 7 | 7 | 26 | -46% |
| Vehicle Theft | 0-1 | 0 | 0 | 1 | 1 | 2 | 0 | 0 | 0 | 1 | 1 | 100% |
| TOTAL | 9-18 | 3 | 9 | 8 | 9 | 29 | 5 | 14 | 9 | 9 | 37 | -22% |

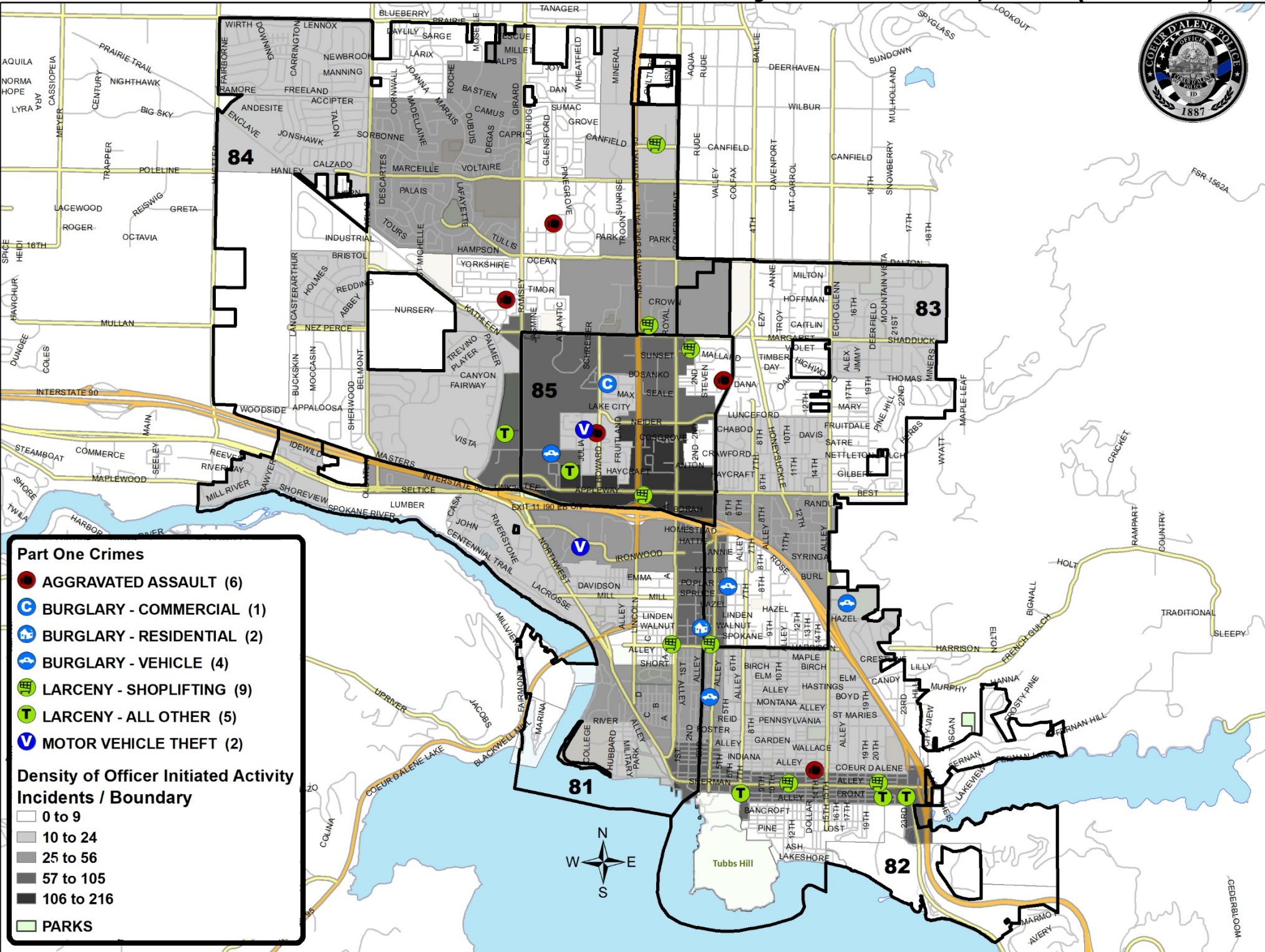
These statistics are preliminary counts of the original police incident reports and may vary from the final UCR (Uniform Crime Reporting) statistics published by the FBI.

Theft (3): 901 W. Appleway Ave., Go Getter Coffee – Money taken from a tip jar by an 11 year old. 1765 W. Golf Course Rd., Kroc Center – A ring was accidentally left in a communal locker, the male that found it decided to have it pawned. The male has been identified, active case. 350 W. Appleway Ave., Jifi Stop – Male cited for stealing alcohol.

19 Incidents Closed by Arrest & 3 Protective Custody Holds

| | | |
|---------------------------------|-------------------------------------|-----------|
| Warrants Served – 6 | Assault – 5 | DUI – 2 |
| Disorderly Conduct – 2 | Possession Controlled Substance – 1 | Theft – 1 |
| Sexual Abuse of a Child <16 – 1 | Hit and Run – 1 | |

Coeur d'Alene Police Part One Crimes: February 13 - March 12, 2025 (4 Weeks)



Part One Crimes

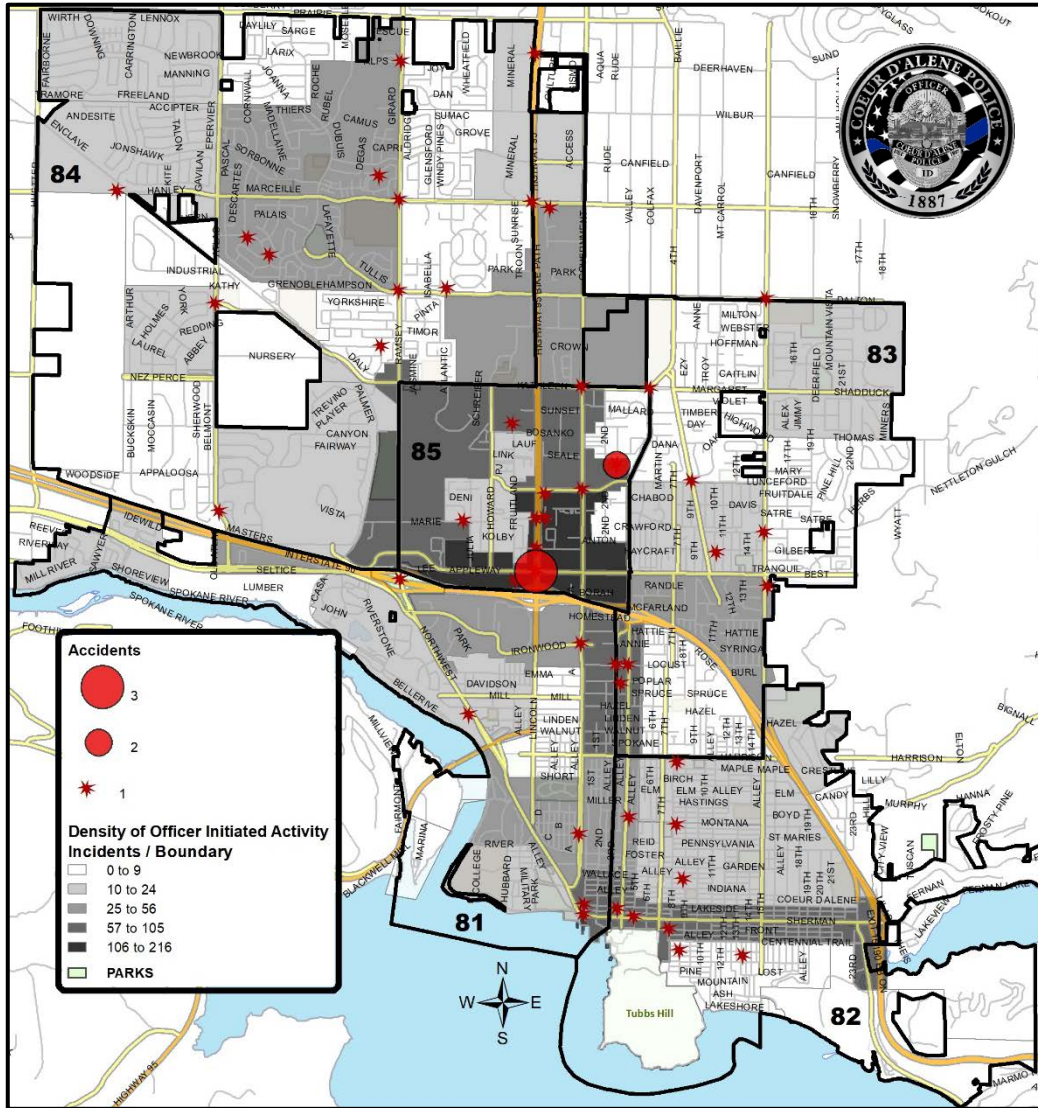
- AGGRAVATED ASSAULT (6)
- C BURGLARY - COMMERCIAL (1)
- R BURGLARY - RESIDENTIAL (2)
- V BURGLARY - VEHICLE (4)
- T LARCENY - SHOPLIFTING (9)
- T LARCENY - ALL OTHER (5)
- V MOTOR VEHICLE THEFT (2)

Density of Officer Initiated Activity Incidents / Boundary

- 0 to 9
- 10 to 24
- 25 to 56
- 57 to 105
- 106 to 216
- PARKS

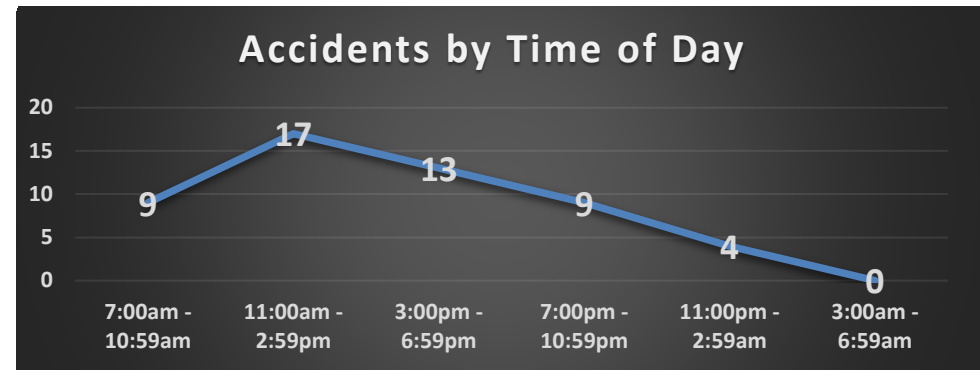


Coeur d'Alene Police Accidents: February 13 – March 12, 2025 (4 Weeks) With Temporal Heat Index (Time of Day / Day of Week)

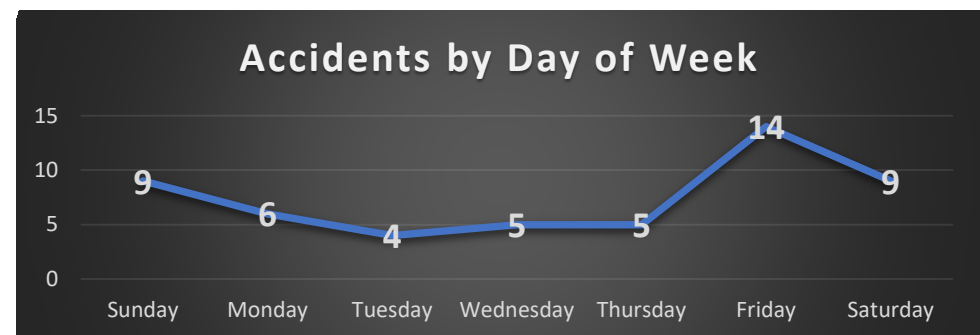


Multiple Accident Intersections / Locations

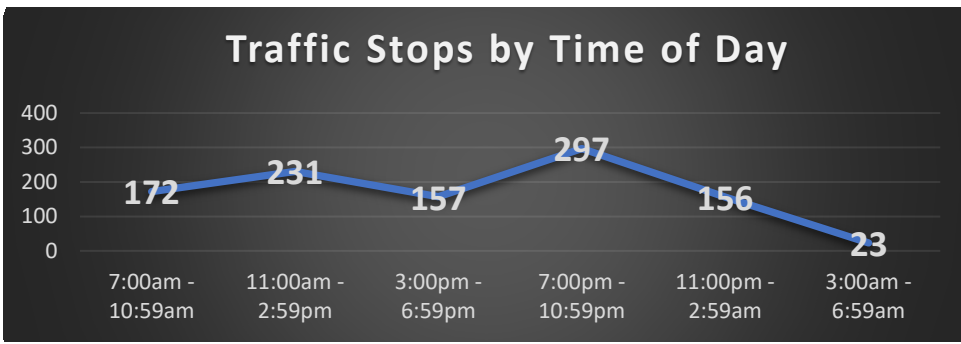
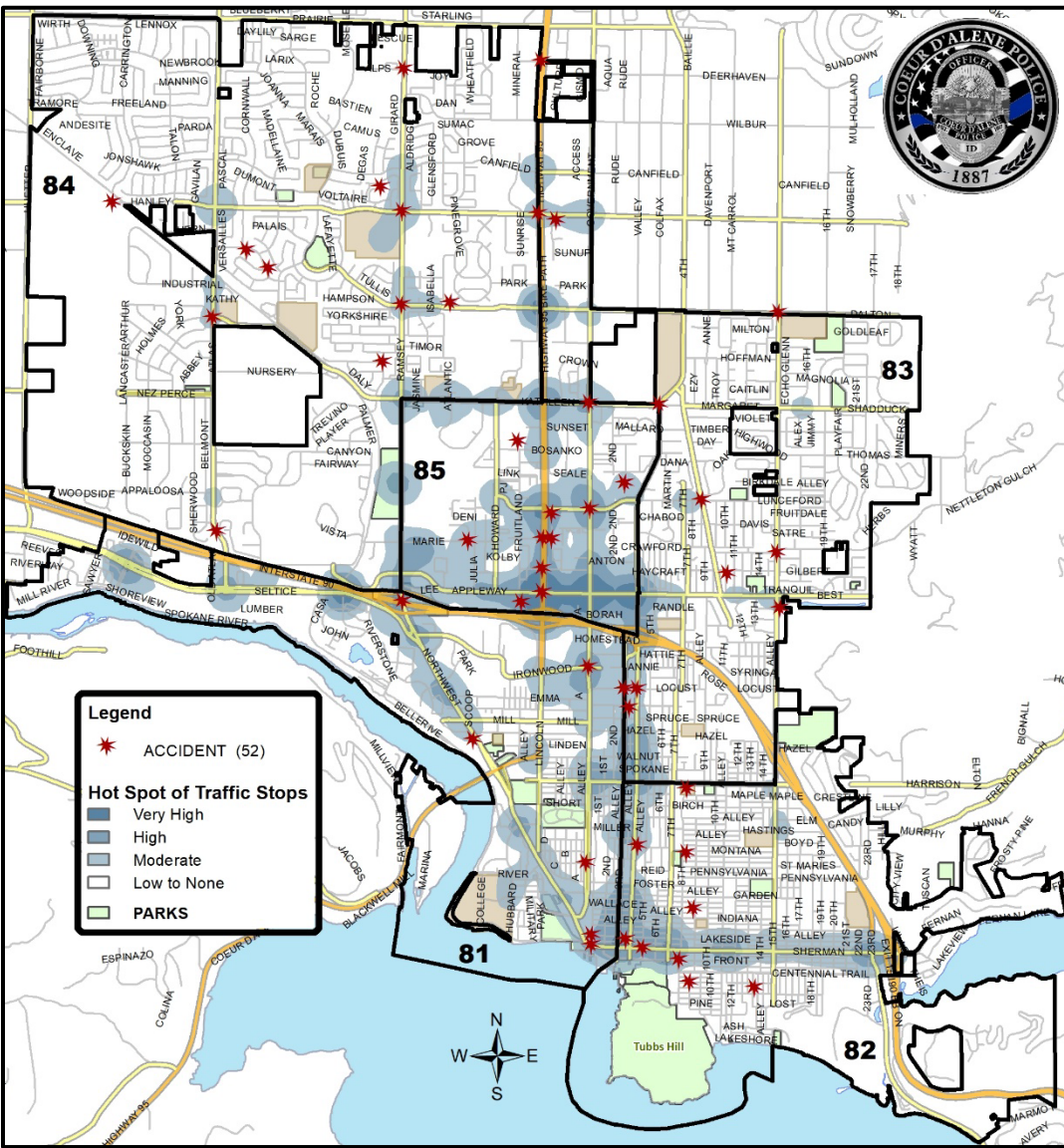
- N. Hwy 95 & W. Appleway Ave. (3)
- 355 E. Neider Ave. (2)



| | Sun | Mon | Tue | Wed | Thu | Fri | Sat | Total |
|--------------|----------|----------|----------|----------|----------|-----------|----------|-----------|
| 00 | 2 | 0 | 0 | 0 | 0 | 0 | 1 | 3 |
| 02 | 0 | 0 | 0 | 0 | 0 | 0 | 1 | 1 |
| 07 | 0 | 0 | 0 | 0 | 0 | 2 | 0 | 2 |
| 08 | 0 | 0 | 0 | 0 | 0 | 0 | 1 | 1 |
| 09 | 0 | 0 | 0 | 0 | 0 | 1 | 0 | 1 |
| 10 | 2 | 2 | 1 | 0 | 0 | 0 | 0 | 5 |
| 11 | 1 | 0 | 1 | 0 | 0 | 1 | 1 | 4 |
| 12 | 0 | 0 | 1 | 2 | 2 | 1 | 0 | 6 |
| 13 | 0 | 0 | 0 | 1 | 0 | 0 | 2 | 3 |
| 14 | 0 | 2 | 0 | 0 | 1 | 1 | 0 | 4 |
| 15 | 0 | 0 | 0 | 0 | 0 | 1 | 0 | 1 |
| 16 | 1 | 0 | 1 | 1 | 0 | 2 | 0 | 5 |
| 17 | 1 | 0 | 0 | 0 | 2 | 0 | 0 | 3 |
| 18 | 1 | 0 | 0 | 0 | 0 | 2 | 1 | 4 |
| 19 | 0 | 2 | 0 | 1 | 0 | 1 | 1 | 5 |
| 20 | 1 | 0 | 0 | 0 | 0 | 0 | 0 | 1 |
| 21 | 0 | 0 | 0 | 0 | 0 | 1 | 0 | 1 |
| 22 | 0 | 0 | 0 | 0 | 0 | 1 | 1 | 2 |
| Total | 9 | 6 | 4 | 5 | 5 | 14 | 9 | 52 |



Coeur d'Alene Police Traffic Stops / Accidents: February 13 – March 12, 2025 (4 Weeks) With Temporal Heat Index (Time of Day / Day of Week)



| | Sun | Mon | Tue | Wed | Thu | Fri | Sat | Total |
|--------------|------------|------------|------------|------------|------------|------------|------------|--------------|
| 00 | 12 | 9 | 5 | 5 | 8 | 5 | 11 | 55 |
| 01 | 7 | 2 | 2 | 3 | 6 | 2 | 2 | 24 |
| 02 | 2 | 0 | 0 | 0 | 3 | 1 | 0 | 6 |
| 04 | 0 | 0 | 0 | 0 | 1 | 0 | 0 | 1 |
| 05 | 0 | 1 | 0 | 1 | 1 | 0 | 0 | 3 |
| 06 | 0 | 2 | 1 | 7 | 1 | 6 | 2 | 19 |
| 07 | 2 | 7 | 7 | 10 | 7 | 2 | 4 | 39 |
| 08 | 3 | 11 | 7 | 20 | 6 | 2 | 7 | 56 |
| 09 | 4 | 7 | 7 | 7 | 5 | 5 | 10 | 45 |
| 10 | 4 | 2 | 5 | 8 | 4 | 5 | 4 | 32 |
| 11 | 10 | 8 | 11 | 16 | 11 | 8 | 6 | 70 |
| 12 | 4 | 7 | 6 | 8 | 6 | 8 | 6 | 45 |
| 13 | 4 | 4 | 16 | 9 | 8 | 12 | 5 | 58 |
| 14 | 11 | 5 | 8 | 5 | 13 | 10 | 6 | 58 |
| 15 | 6 | 3 | 7 | 3 | 6 | 1 | 12 | 38 |
| 16 | 6 | 2 | 6 | 3 | 5 | 2 | 5 | 29 |
| 17 | 1 | 2 | 5 | 4 | 10 | 3 | 4 | 29 |
| 18 | 8 | 3 | 7 | 19 | 11 | 8 | 5 | 61 |
| 19 | 8 | 6 | 13 | 3 | 20 | 11 | 8 | 69 |
| 20 | 3 | 1 | 5 | 2 | 12 | 13 | 9 | 45 |
| 21 | 11 | 8 | 8 | 16 | 8 | 31 | 14 | 96 |
| 22 | 10 | 14 | 11 | 8 | 13 | 19 | 12 | 87 |
| 23 | 14 | 12 | 11 | 12 | 5 | 4 | 13 | 71 |
| Total | 130 | 116 | 148 | 169 | 170 | 158 | 145 | 1,036 |

